

Specifications

brother
at your side

| | P-touch 7100VP | P-touch 7500VP | P-touch 7600VP |
|------------------------------------|--|--|---|
| Keyboard Type | ABCD with separate numeric keypad | ABCD with separate numeric keypad | ABCD with separate numeric keypad |
| Cutter | Manual | Manual with cut pause function | Manual with cut pause function |
| Power | 6 x AAA Alkaline (LR03) Batteries AC-Adaptor (supplied) | 6 x AA Alkaline (LR6) Batteries 6 x AA Rechargeable Batteries AC-Adaptor (supplied) | Rechargeable Battery Pack (supplied) 6 x AA Alkaline (LR6) Batteries 6 x AA Rechargeable Batteries AC-Adaptor (supplied) |
| LCD | 12 Characters x 1 Line | 16 Characters x 2 Line Graphic Display with Backlight | 16 Characters x 2 Lines Graphic Display with Backlight |
| Tape Size Support | 3.5 / 6 / 9 / 12mm | 6 / 9 / 12 / 18 / 24mm | 6 / 9 / 12 / 18 / 24mm |
| Max. Print Height | 9.0mm | 18.0mm | 18.0mm |
| Print Speed | 10mm / second | 10mm / second | 10mm / second |
| Font Style | Helsinki (Sans Serif) | Helsinki (Sans Serif) | Helsinki (Sans Serif) |
| Type Styles | Normal/Bold/Outline/Shadow/ Italic/Italic Bold/Italic Outline/ Italic Shadow/Vertical | Normal/Bold/Outline/Italic/ Italic Bold/Italic Outline | Normal/Bold/Outline/Italic/ Italic Bold/Italic Outline |
| Number of Frames | 6 Frames | 15 Frames | 15 Frames |
| Horizontal Alignment | No | Left/Right/Centre/Justify | Left/Right/Centre/Justify |
| Mirror Printing | Yes | Yes | Yes |
| Vertical Printing | Yes | Yes | Yes |
| CHR Size (Pts) | 6, 9, 12, 18, 24, Auto | 6, 9, 12, 18, 24, 36, 48, Auto | 6, 9, 12, 18, 24, 36, 48, Auto |
| Multiple Line Printing | 1 or 2 lines | 1 to 7 lines | 1 to 7 lines |
| Number of Blocks | 1 block only | Maximum 50 blocks | Maximum 50 blocks |
| Number of characters | 292 | 373 | 373 |
| Number of symbols | 107 | 164 | 164 |
| Label Length Setting | 30mm - 300mm | 6mm - 999mm | 6mm - 999mm |
| Barcode Printing | No | CODE39, CODE128, EAN8, EAN13, EAN128, UPC-A, UPC-E, I-2/5(ITF), CODABAR | CODE39, CODE128, EAN8, EAN13, EAN128, UPC-A, UPC-E, I-2/5(ITF), CODABAR |
| Maximum Number of characters/label | 80 | 500 characters (average) | 500 characters (average) |
| Text Memory / Copy printing | 720 characters in 9 memory locations | 2,000 characters maximum | 2,000 characters maximum |
| Sequential Numbering | 1 - 9 | 1 - 99 | 1 - 99 |
| Tape Margin Settings | Narrow / Half / Full / Chain Print | 2mm - 99mm | 2mm - 99mm |
| LCD language change | English/German/French/Dutch/Spanish/ Portuguese/Italian/Danish/Swedish/ Norwegian/Finnish/Polish/Slovakian/ Slovene/Croatian/Romanian/ Hungarian/Czech | English/German/French/Dutch/ Spanish/Portuguese/Italian/Danish Swedish/Norwegian/Finnish | English/German/French/Dutch/ Spanish/Portuguese/Italian/Danish Swedish/Norwegian/Finnish |
| Unit Change(cm/inch) | Yes | Yes | Yes |
| PC Transfer Function | No | No | 10 x Custom Templates & Images 1 x Database |

System Requirements (PT-7600VP Only)

| | |
|--------------------------|--|
| Operating System | Windows® 2000 Professional/XP/Windows Vista® |
| Hard disk space required | 70MB minimum |
| Interface | USB Port (USB Spec. 1.1 or 2.0 protocol) |
| Graphics Adaptor | Minimum: SVGA with 16 bit colour depth |
| Other requirements | CD-ROM drive for installation |

brother
at your side

P-touch

Professional Labelling Machines for electricians and cable installers

P-touch 7100VP
P-touch 7500VP
P-touch 7600VP



The need for labelling

P-touch

Creating your own custom labels offers four key benefits to electricians, cable installers, and others in the professional trade:

① Professional Installation

Impress your customers with a professional, quality installation by creating detailed, easy-to-read labels that contain symbols, and even your own company logo.

② Ease of Maintenance

Reduce the time needed to diagnose faults by using Brother P-touch machines to clearly label cables and electrical or network components.

③ Ease of Operation

Make life easy for your customers. Use Brother P-touch labels to clearly identify electrical components, network / telephone ports and faceplates, ensuring ease of operation and reducing the possibility of mistakes.

④ Safety

Create professional warning signs and information labels to instruct your customers on key safety points.




Telephone and Network faceplates




Distribution boxes & patch panels



Cable pathways and conduits



Cables



P-touch 7100VP

P-touch

The ideal introduction to professional labelling

Designed for basic labelling tasks, the PT-7100 prints durable labels on demand with 3.5, 6, 9 and 12mm tape widths. Over 35 common electrical and Audio/Visual related symbols can be included on your labels, and up to two lines of text can be printed.

Easy to use

The function key provides quick and easy access to all the machine's settings. Simply choose from 9 print styles in 15 sizes, and 6 frame styles. The display allows you to view and edit your label before printing.

Portable

The PT-7100 is a lightweight, compact, handheld labelling machine. Designed with a protective rubber hand grip, it is supplied complete with a practical carry case with room for the AC Adaptor and your favourite TZ tape cassettes.


P-touch 7100VP includes:

- 12mm Black on Yellow Strong Adhesive 8m tape
- Handy Carry Case
- AC Adaptor



P-touch 7100VP Features:

- 12 character LCD
- 2 line printing
- Horizontal, vertical, and mirror printing
- 107 symbols
- 720 character memory
- 15 font sizes and 9 type styles
- 6 frames



Built for professional use

Both the PT-7500 and the PT-7600 come packed with features and functions that have been developed as a result of listening to our customers needs.

With a rugged and durable design, both the machines come with a protective rubber grip that not only offers protection, but also helps ensure the machine won't slip from your grasp. To further protect the units, they are supplied in a robust carry case with storage space for additional tapes, accessories and the AC Adaptor.

P-touch 7500VP includes:

- 24mm Black on Yellow Strong Adhesive 8m tape
- Handy Carry Case
- AC Adaptor
- Neck/Hand Strap



PT-7500 & PT-7600 Features:

- Protective rubber hand grip
- Uses 6,9,12,18 & 24mm label tapes
- Dedicated "Label Type" button to quickly make labels for the most common labelling applications
- Backlit easy-to-read LCD
- Advanced cutter system – no scissors required
- Automatic sequential numbering
- Barcode printing
- 7 line printing

Benefits of the PT-7500 and PT-7600

Benefits and features designed for electricians and cable installers

Easy-to-read backlit LCD panel



Automatic numbering

Quickly and easily print labels that contain incrementing numbers. Perfect to identify a mass of cables!



Advanced cutter system

To ensure that your label is printed at the correct length, both models have a special cutter system that will pause the printing at the required cut point. No scissors are required to cut the tape to the correct length!



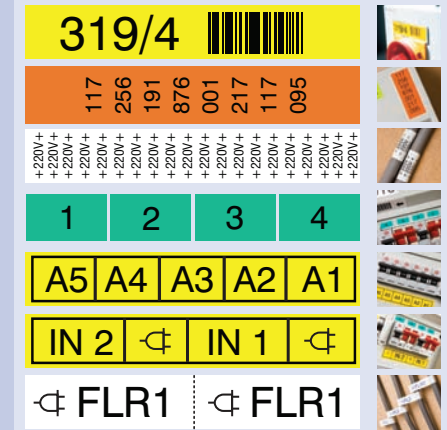
Symbols

164 symbols (including typical Audio/Video symbols) are included as standard on both models.



Easy label creation

A dedicated "Label Type" button allows you to quickly create labels for the most common electrical labelling applications.



PT-7600 additional features and benefits

Rechargeable Battery

Supplied with a rechargeable battery pack, the unit is easily charged overnight by simply plugging the AC Adaptor into the labelling machine, which helps to reduce the environmental impact and also saves you money. No more buying expensive batteries!

Create custom content and upload to the memory of the PT-7600

The PT-7600 includes a USB port and cable to allow connection to a Microsoft Windows based PC. Create your own label layouts and add your own AV and electrical symbols or your company logo using the supplied label design software. There are ten special memory locations on the device for storing your own customised images and label designs, so they are available whenever and wherever you want them.

P-touch 7600VP includes:

- 24mm Black on Yellow Strong Adhesive 8m tape
- 12mm Black on White Flexi-ID cable wrapping 8m tape
- Handy Carry Case
- Built-in rechargeable battery pack
- AC Adaptor
- USB cable
- Label editing / design software
- Neck/Hand Strap



Summary of features

| | P-touch 7100VP | P-touch 7500VP | P-touch 7600VP |
|--|----------------|----------------|----------------|
| Protective rubber hand grip | ✓ | ✓ | ✓ |
| AC Adaptor and carry case included | ✓ | ✓ | ✓ |
| Can use standard alkaline batteries | ✓ | ✓ | ✓ |
| Quick-change label cassette system | ✓ | ✓ | ✓ |
| Store your favourite labels in memory | ✓ | ✓ | ✓ |
| Basic range of electrical symbols included | ✓ | ✓ | ✓ |
| Extended range of electrical & AV symbols | ✓ | ✓ | ✓ |
| Quick number entry using dedicated keyboard | ✓ | ✓ | ✓ |
| Advanced cutter ensures labels are cut to the required size | | ✓ | ✓ |
| Print labels up to 24mm in width | | ✓ | ✓ |
| Choose label/block lengths in 0.1mm increments | | ✓ | ✓ |
| Easy to read LCD with backlight | | ✓ | ✓ |
| Dedicated label modes for common electrical label applications | | ✓ | ✓ |
| Rotated text capability for wrapping around cables | | ✓ | ✓ |
| Neck strap - useful to carry machine whilst climbing ladders | | ✓ | ✓ |
| Supplied with two label tapes as standard | | | ✓ |
| Rechargeable battery included | | | ✓ |
| Built-in USB port and supplied with USB cable** | | | ✓ |
| Store a company logo or other images in memory** | | | ✓ |
| Create your own label templates to make label creation quicker** | | | ✓ |

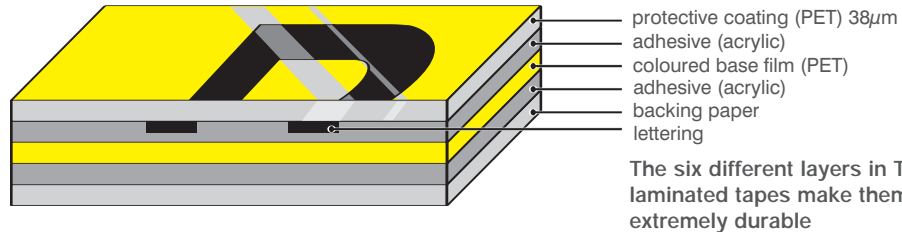
** Requires PC connection



Labels that last



Tested to the extreme



Why do Brother P-touch laminated labels last longer?

Unlike ordinary labels, Brother P-touch laminated TZ tapes consist of six layers of materials, resulting in a thin, extremely strong label. Characters are formed with a thermal transfer ink and sandwiched between two protective layers of PET (polyester film).

The result is a virtually indestructible label that can withstand even the harshest conditions.

Tested to the extreme

We are sure about the durability of our labels because we've tested them to the extreme, against the effects of abrasion, temperature, chemicals and sunlight. Results prove that Brother P-touch laminated labels outperform competitor labels, staying legible and affixed, so you can be confident of a professional quality label that has been designed to last.

| | |
|---------------------------|------------------------------|
| | |
| Abrasion Resistant | Chemical Resistant |
| | |
| Easy Peel | Fade Resistant |
| | |
| Laminated | Temperature Resistant |
| | |
| Water Resistant | Strong Adhesion |

Abrasion Resistant

Abrasion Test: A 1kg sanding device was passed over Brother P-touch laminated labels, and non-laminated competitor labels. After 50 return passes the characters underneath the P-touch laminated label were completely unaffected and the lamination was only slightly scratched. The characters on the competitor labels were affected by this test

Strong Adhesion

Strong Adhesive Test: Standard tape and extra strength adhesive tape were affixed to a variety of surfaces and left for 30 minutes. Adhesive strength was tested by removing the tape at an angle of 180 degrees. Our strong adhesive tape maintained an average of 50% more adhesive strength compared to standard tapes.

Chemical Resistant

Chemical Test: Tapes were immersed in various liquids for 2 hours, and no change in the labels' appearance or structure occurred. Although some labels soaked in certain chemicals showed minor changes, rubbing the labels with the same chemicals had no effect at all. A 500g weight with a chemical and solvent infused cloth was passed over each label 20 times, and the print quality of P-touch laminated labels were unaffected, unlike the competitors' non-laminated labels.

Fade Resistant

Fade Test: Several Brother P-touch laminated labels were attached to coated metal plates and placed inside a fade-inducing chamber at 83°C and left for a period of 100 hours to simulate a year in sunny surroundings. The text colour remained unchanged and was still completely legible. To the naked eye, the tapes' background colour showed no change, except for the yellow tape which showed some slight fading.

Temperature Resistant

Temperature Resistant Labels: P-touch laminated labels, slightly roughened with abrasive paper, were attached to stainless steel then heated and cooled. After 240 hours at -80°C no noticeable change in the tapes' adhesive or colour had occurred. After 240 hours at 150°C, despite slight discolouration, the text on the labels remained completely intact*. The black on matt silver tapes are most resistant to high temperatures.

*When tape is subject to extremely high temperatures for long periods, the laminate film may be separated or become discoloured, or it may shrink. For more detailed information on the tests performed, please contact your local Brother office.



Tapes for all job types



TZ Tape range



Choosing the correct TZ label tape for the job is crucial. This is why Brother has a range of tapes specifically designed for different labelling applications. By using our unique lamination process and specially developed adhesives, you can be sure that your labels will withstand the harshest conditions, year after year.

TZ Laminated Tapes: Unlike ordinary labels, our unique laminated tape technology ensures that your text is sandwiched between a layer of super-clear polyethylene and the durable base layer. This makes these virtually indestructible labels resistant to sunlight, abrasion, moisture, chemicals, heat and cold.

Strong Adhesive Tape: Our strong adhesive tape demonstrates 50% more adhesive strength on average compared to our standard tape, and is suitable for more demanding applications.

Flexible ID Tapes: Designed for wrapping around small diameter curved surfaces such as power cables and conduit/pipes they are also perfect where the label needs to be stuck onto itself (flagging).

| | | FLAT SURFACE | LARGE CURVED SURFACE | SMALL CURVED SURFACE |
|----------|---|--------------|----------------------|----------------------|
| Smooth | ● | ▲ | × | |
| | × | × | × | |
| Textured | ● | ● | × | |
| | × | ▲ | ● | |

● Recommended ▲ Acceptable × Not Recommended

| 3.5mm | 6mm | 9mm | 12mm | 18mm | 24mm |
|---------------------------------------|----------|----------|----------|----------|--------|
| Standard Laminated - 8m | | | | | |
| TZ 111 | TZ 121 | TZ 131 | TZ 141 | TZ 151 | |
| | TZ 122 | TZ 132 | | TZ 152 | |
| | TZ 123 | TZ 133 | | TZ 153 | |
| | | TZ 135 | TZ 145 | TZ 155 | |
| TZ 211 | TZ 221 | TZ 231 | TZ 241 | TZ 251 | |
| | TZ 222 | TZ 232 | TZ 242 | TZ 252 | |
| | TZ 223 | TZ 233 | TZ 243 | TZ 253 | |
| | TZ 324 | TZ 334 | TZ 344 | TZ 354 | |
| TZ 315 | TZ 325 | TZ 335 | TZ 345 | TZ 355 | |
| | TZ 421 | TZ 431 | TZ 441 | TZ 451 | |
| | TZ 521 | TZ 531 | TZ 541 | TZ 551 | |
| | TZ 611 | TZ 621 | TZ 631 | TZ 641 | TZ 651 |
| | | TZ 635 | | TZ 655 | |
| | TZ 721 | TZ 731 | TZ 741 | TZ 751 | |
| | | TZ 735 | | TZ 755 | |
| Fluorescent Laminated - 5m | | | | | |
| | | TZ B31 | | TZ B51 | |
| | | TZ C31 | | TZ C51 | |
| | | TZ D31 | | TZ D51 | |
| Matt Laminated - 8m | | | | | |
| | TZ M21 | TZ M31 | | TZ M51 | |
| Metallic Laminated - 8m | | | | | |
| | | TZ 931 | | TZ 951 | |
| | | TZ M931 | | TZ M951 | |
| Non Laminated - 8m | | | | | |
| TZ N201 | | | | | |
| Flexi ID / Flexi-Tapes - 8m | | | | | |
| TZ FX111 | TZ FX121 | TZ FX131 | TZ FX141 | TZ FX151 | |
| TZ FX211 | TZ FX221 | TZ FX231 | TZ FX241 | TZ FX251 | |
| TZ FX611 | TZ FX621 | TZ FX631 | TZ FX641 | TZ FX651 | |
| Strong Adhesive Laminated - 8m | | | | | |
| TZ S111 | TZ S121 | TZ S131 | TZ S141 | TZ S151 | |
| TZ S211 | TZ S221 | TZ S231 | TZ S241 | TZ S251 | |
| TZ S611 | TZ S621 | TZ S631 | TZ S641 | TZ S651 | |
| Security Laminated - 8m | | | | | |
| | | | | TZ SE4 | |

Brother TZ tape cassettes are available in many different widths, colours and materials

Create the perfect label time after time. No awkward spools of labels to insert - changing the cassette is quick and easy.

Simply open the cassette cover, remove the TZ tape cassette, insert the new cassette and close the cover.

The labelling machine automatically detects the width of the cassette tape, so your text will print at the correct size.

